



PHILIPS

LED

Lamps with
warm glow effect

The comfort of
softer and appealing light
with warm glow

**Warm
Glow**
Dimmable Light



Philips LED Lamps with warm glow effect

Create a warm, relaxing ambiance using Philips LED lamps with warm glow effect. Cutting-edge technology reduces the lamp's color temperature to a warm glow when dimmed, taking LED lamp dimming to new levels.

LED benefits with the ambiance of incandescent

- Traditional lamp shape
- A19 and BR30 are ENERGY STAR® certified
- Color temperature ranges from 2700K to 2200K as the lamps are dimmed
- 25,000 hour ENERGY STAR® qualified life
- Smooth dimming to <10%
- A19 features all-around light*
- For warranty information visit www.philips.com/warranties

Easy to experience







- Incandescent-like dimming experience
- Long Life, can reduce maintenance costs
- Enjoy the energy-savings of LEDs without sacrificing light quality
- Dims to a smooth, even glow**

See footnotes on page three.



Philips LED Lamps with warm glow effect

Ordering, Electrical and Technical Data (Subject to change without notice)


Product Number	Model Number	Order Code	Nom. Watts	Volts	Description	Lamp Type	Base	Rated Avg. Life (Hrs.) ¹	Approx. Lumens	CRI	Color Temp. (K)	MOL (in.)
Standard Incandescent A19 40W ENERGY STAR® Equivalent²												
 45331-6	9290011176	6.5A19/2200-2700 DIM	6.5	120V	A19 Dimmable	A19	Med.	25,000	450	80	2700-2200	4.3
Standard Incandescent A19 60W ENERGY STAR® Equivalent²												
 45332-4	9290011175	9.5A19/2200-2700 DIM	9.5	120V	A19 Dimmable	A19	Med.	25,000	800	80	2700-2200	4.3
Standard Incandescent BR30 65W ENERGY STAR® Equivalent²												
 45224-3	9290011117	9.5BR30/END/F90 2700-2200 DIM	9.5	120V	BR30 Flood 90° Dimmable	BR30	Med.	25,000	730	80	2700-2200	5.1
Standard Halogen MR16 35W ENERGY STAR® Equivalent²												
 45453-8	9290011278	6.5MR16/F25/2700-2200 DIM	6.5	12V	MR16 Flood 25° Dimmable	MR16	GU5.3	25,000	410	80	2700-2200	1.9
 45454-6	9290011279	6.5MR16/F35/2700-2200 DIM	6.5	12V	MR16 Flood 35° Dimmable	MR16	GU5.3	25,000	410	80	2700-2200	1.9
Standard Halogen PAR16 50W ENERGY STAR® Equivalent²												
 45765-5	9290011565	4.5GU10/LED/827-22/F25 DIM	4.5	120V	PAR16 Flood 25° Dimmable	PAR16	GU10	25,000	400	80	2700-2200	2.3

Shipping Data (Subject to change without notice)

Product Number	SKU UPC (0-46677)	Outer Bar Code (5-00-46677)	Case Qty.	Case Weight (lbs.)	Case Cube (cu. Ft.)	Pallet Qty	SKUs per Layer	Layers High	SKU Dimensions (W x D x H) (In.)	Case Dimensions (W x D x H) (In.)	Pallet Dimensions (W x D x H) (In.)
Standard Incandescent A19 40W ENERGY STAR® Equivalent											
45331-6	45331-2	45331-7	6	1.19	0.13	1584	264	6	2.4 x 2.4 x 4.9	7.7 x 5.3 x 5.5	47.2 x 39.4 x 38.8
Standard Incandescent A19 60W ENERGY STAR® Equivalent											
45332-4	45332-9	45332-4	6	1.19	0.13	1584	264	6	2.4 x 2.4 x 4.9	7.7 x 5.3 x 5.5	47.2 x 39.4 x 38.8
Standard Incandescent BR30 65W ENERGY STAR Equivalent											
45224-3	45224-7	45224-2	6	2.94	0.146	672	96	7	2.6 x 2.6 x 4.5	8.5 x 5.8 x 5.2	47.2 x 39.4 x 42.1
Standard Halogen MR16 35W ENERGY STAR® Equivalent											
45453-8	45453-1	45453-6	10	0.61	0.104	6110	470	13	1.77 x 1.77 x 2.17	9.3 x 4.0 x 2.8	47.2 x 39.4 x 42.6
45454-6	45454-8	45454-3	10	0.61	0.104	6110	470	13	1.77 x 1.77 x 2.17	9.3 x 4.0 x 2.8	47.2 x 39.4 x 42.6
Standard Halogen PAR16 50W ENERGY STAR® Equivalent											
45765-5	45765-5	45765-0	10	1.5	0.08	4560	380	12	2.0 x 2.0 x 2.4	10.5 x 4.4 x 3.0	47.2 x 39.4 x 42.3

1. Rated average life based on engineering testing and probability analysis.

2. All Philips LED Lamp equivalencies for light output are based upon the ENERGY STAR guidelines as detailed in the ENERGY STAR Lamps V1.1 September 2014 specification.

 This lamp is ENERGY STAR® Certified.

 ENERGY STAR® Test in progress.

 Light dims to a warm glow, similar to incandescent.

Footnotes from page 2:

* This lamp provides a measured light distribution of 310°. In use, this lamp gives the appearance of light all-around (360°).

** Dimmable when using leading and trailing edge dimmers. (See <http://www.philips.com/ledtechguide> for compatible dimmers.)

WARNINGS AND CAUTIONS

- Suitable for use in damp locations.
- Do not use in outdoor fixtures.
- Not for use in totally enclosed luminaires.
- Before replacing, turn off power and let lamp cool to avoid electrical shock or burn.

CAUTION: Risk of electric shock— do not use where directly exposed to water.

NOTES: These lamps comply with Part 15 of the FCC Rules. Operation is subject to the following 2 conditions: (1) this device may not cause harmful interference, and (2) this device must accept any interference received, including interference that may cause undesired operation. This class B digital apparatus complies with Canadian ICES-003.



© 2015 Koninklijke Philips N.V. All rights reserved.
Philips reserves the right to make changes in specifications
and/or to discontinue any product at any time without notice
or obligation and will not be liable for any consequences
resulting from the use of this publication.

PLt-1523BN 04/15 philips.com



Philips Lighting, North America Corporation
200 Franklin Square Drive, Somerset, NJ 08873
Tel. 855-486-2216

Imported by: Philips Lighting,
A division of Philips Electronics Ltd.
281 Hillmount Rd, Markham, ON, Canada L6C 2S3
Tel. 800-668-9008